



CHERNIHIV REGION

—

**YOUR
RIGHT CHOICE**

**BRIEFLY ABOUT
CHERNIHIV REGION**



Area
31.9 thousand sq.km

Population
1.027 million

**Gross
Regional Product**
\$1.6 bln

Total length of borders :

199 km *with the Russian Federation*
227 km *with the Republic of Belarus*



22 districts

4 cities of regional subordination
/Chernihiv, Nizhyn, Pryluky, Novhorod-Siverskyi/

37 united territorial communities

297 local councils (52.2%) made decisions about voluntary unification

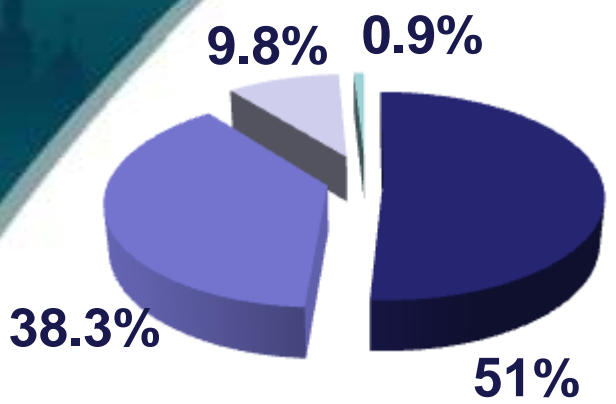
cover 51.5% of the region's territory, where 34.8% of population live (without taking into account the population of cities of regional significance - 60%)



NATURAL RESOURCES



**More than 300 deposits
 (16 types of various minerals)
 are explored**



- fuel and energy resources
/deposits of petrolium, gas, peat/
- construction raw materials
- fresh water and mineral water
- others



1/5 of the region is covered by forests

9th place among all regions of Ukraine



**One of the biggest
 bishofit deposits in Ukraine**



1.5 thousand rivers /total length - 8369 km

6.2% of the total area of the region

Dnipro, Desna with tributaries Seim, Oster, Snov, Ubid



Training base

23 institutions of higher education

20 vocational and technical training institutions

15 scientific and research institutions

22.3 thousand students

158 specialties

72 blue-collar jobs

6000 students graduated annually

665 scientists



**ЧЕРНІГІВСЬКИЙ НАЦІОНАЛЬНИЙ ПЕДАГОГІЧНИЙ
УНІВЕРСИТЕТ
імені Т.Г. ШЕВЧЕНКА**

30.9% AGRICULTURAL COMPLEX
 in main branches



1023 agricultural enterprises

106 companies of food and processing industry

524 farms

153.4 thousand personal subsidiary plots



78%
 plant growing
 complex

*grain products
 sugar beet
 fruits and vegetables processing*



22%
 animal husbandry
 complex

*milk products
 poultry
 meat products*



3190.3 thousand ha
 Land fund of the region

64.8%
 Agricultural land

68.6%
 plough land

31.4%
 hay, pasture,
 perennials

AGRICULTURAL COMPLEX



3+ billion UAH

capital investments have been invested

Harvested

4+ million tons
record-breaking
harvest of grain crops



70%
corn



22%
wheat



1.5 million tons
potato



0.5 million tons
sunflower seeds

1.5 million tons
grains have been exported



211 grain dryers work
capacity 131.9 thousand tons per day



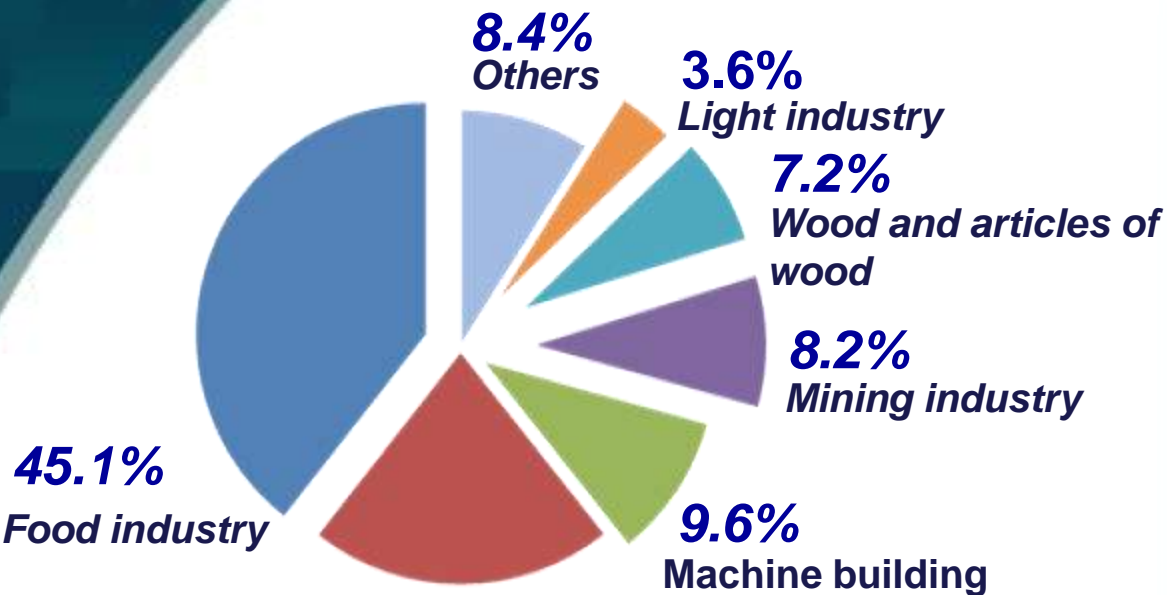
6 grain dryers have been put into operation
capacity 15.4 thousand tons per day



250 industrial enterprises

\$1 bln annual sales volume

Developed branches



17.9%
 Supply of electricity, gas, steam

The leading producer
 of fire trucks and
 elastomeric yarn
 in Ukraine



The region provides

Almost half of the
 nationwide
 production of wallpapers

*considerable segment
 of tobacco products*

Approx. 10% - beer, greasy
 cheeses and pasta

*significant segment of oil
 production, production of
 wood and buses*

More than 5% of butter



INVESTMENT ACTIVITIES



2017

\$242.3 mln capital investments

39 main countries-investors

\$342.6 mln of investments
 attracted to Chernihiv region in
 2016-2017

156 enterprises with foreign
 investments

Leading branches in attracting investments

	Processing industry	93.3%
	Agriculture	2.8%
	Administrative services	1.1%
	Temporary accommodation and catering	1.1%

TOP – 3
 countries investing
 in Chernihiv region

86.7%  **Great Britain**

4.1%  **Poland**

1.3%  **Cyprus**




Over **130** countries

Export **\$625.1** mln  **44.4%**

Trade balance **+\$180.2** mln

Export structure

Main partners in export


35.9%



EU member states

\$ 224.6 mln
 75.9%

27.1%



CIS member states

\$ 169.5 mln
 25.1%

26.5%




Asia

\$ 165.9 mln
 41.9%

8.8%



Africa

\$ 54.8 mln
 22.5%

	Grains	32.1%
	Paper and cardboard	11.1%
	Prepared foodstuffs	9.8%
	Oilseeds and oleaginous fruits	9.7%
	Wood and wood products	6.6%
	Footwear	5.0%
	Machines, equipment	4.5%
	Textiles, textile articles	4.3%
	Milk and dairy products	3.4%



TOURISM



- ✓ **310** architectural monuments, urban planning and garden art monuments
- ✓ **6** historical monuments of the pre-Mongolic period
- ✓ **32** museums
- ✓ **3** national reserves
- ✓ **1** memorial complex
- ✓ **656** objects of the natural reserve fund
- ✓ A wide range of tourist services
- ✓ Hotel chain, recreation centers, health improvement institutions, sanatoriums, farmsteads of rural green tourism



BECOME OUR PARTNER!

Chernihiv Regional State Administration

<http://cg.gov.ua>

<http://www.chernihiv-oblast.gov.ua>

7 Shevchenko St., city of Chernihiv

14000 Ukraine

tel/fax (+380462) 67 50 24/67 50 70

e-mail: post@regadm.gov.ua

